



DT in action



Marsh Green Primary School

What Is DT?

KS1 - Design Technology is designing and making high quality products.

KS2 - Design Technology is the process of designing and making high quality, functional products in a range of contexts

Achieve, Believe & Celebrate

"I will be the best that I can be"



Cooking - DT





Marsh Green Primary School

enquiries@admin.marshgreen.wigan.sch.uk



Making our Story Books

We made moving story books about Christmas. We used our knowledge of levers and fonts to make story books appropriate for our target audience.



Achieve, Believe & Celebrate

"I will be the best that I can be"



Marsh Green Primary School

enquiries@admin.marshgreen.wigan.sch.uk



Exploring Fonts

We explored how different fonts are used for story books.



Designing our Story Books

We then created our own Christmas Stories and created a plan to show how we wanted our designs to look.



Achieve, Believe & Celebrate

"I will be the best that I can be"



Design & Technology Year 3 - Autumn Term 2024

Moving Story Books

Exploring Mechanisms in Everyday Life

We looked at how mechanisms are used in story books, toys and other everyday objects.



Pivot



Rotate



Linkage



Lever



Exploring different mechanisms

We explored how to make different levers.



Achieve, Believe & Celebrate
"I will be the best that I can be"

Achieve, Believe & Celebrate
"I will be the best that I can be"



Marsh Green Primary School

enquiries@admin.marshgreen.wigan.sch.uk




Achieve, Believe & Celebrate
"I will be the best that I can be"



Marsh Green Primary School

enquiries@admin.marshgreen.wigan.sch.uk



Achieve, Believe & Celebrate
"I will be the best that I can be"



Marsh Green Primary School

enquiries@admin.marshgreen.wigan.sch.uk



We finally got to make our own smoothies in Year 1 Swallows and we had so much fun! The smoothies were delicious and super healthy! We used our new chopping skills and then blended up our chosen ingredients.



Achieve, Believe & Celebrate
"I will be the best that I can be"

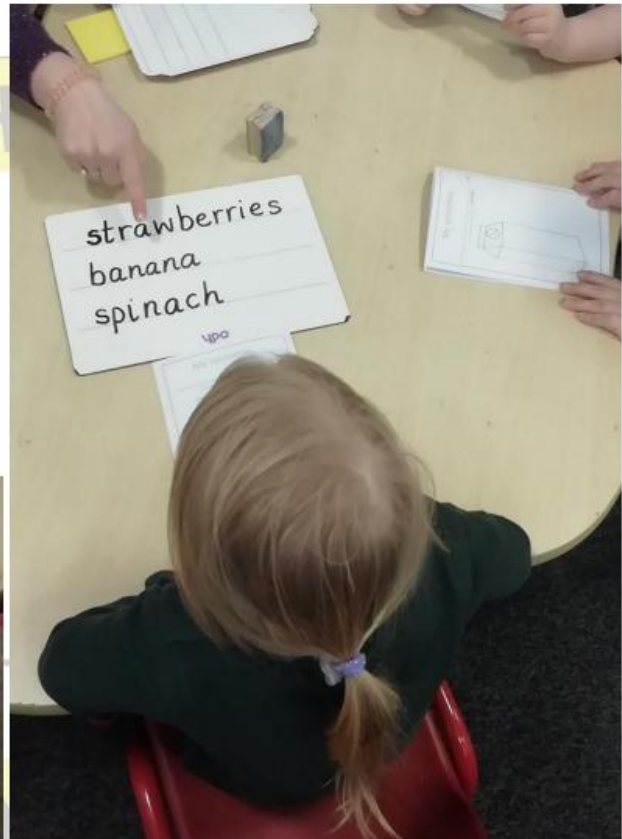


Marsh Green Primary School

enquiries@admin.marshgreen.wigan.sch.uk



For our 3rd lesson we designed our own smoothies. We came up with names, picked our ingredients and designed our own cartons.



Achieve, Believe & Celebrate
"I will be the best that I can be"



Marsh Green Primary School

enquiries@admin.marshgreen.wigan.sch.uk



Achieve, Believe & Celebrate
"I will be the best that I can be"



Marsh Green Primary School

enquiries@admin.marshgreen.wigan.sch.uk



During our DT lesson, Year 1 Swallows practiced cutting fruit and vegetables safely. We also discussed the differences between fruit and vegetables and sorted them into the correct groups!



Achieve, Believe & Celebrate
"I will be the best that I can be"

Achieve, Believe & Celebrate
"I will be the best that I can be"



Marsh Green Primary School

enquiries@admin.marshgreen.wigan.sch.uk



Achieve, Believe & Celebrate
"I will be the best that I can be"



Marsh Green Primary School

enquiries@admin.marshgreen.wigan.sch.uk



DT

Lesson 2 – Market research

During our DT lesson, Year 1 Swallows tested premade smoothies and also enjoyed a range of ingredients. We rated these ingredients and will use our favourites to create our own smoothies next lesson!



Achieve, Believe & Celebrate
"I will be the best that I can be"



Marsh Green Primary School

enquiries@admin.marshgreen.wigan.sch.uk



Achieve, Believe & Celebrate
"I will be the best that I can be"



Marsh Green Primary School

enquiries@admin.marshgreen.wigan.sch.uk



Achieve, Believe & Celebrate
"I will be the best that I can be"



DT Making Fire engines

19.12.24

Year 2 have been planning, designing and the making their very own fire engines in DT.

We explored how wheels, axles and chassis work together to create the base of a fire engine. Then we looked different ways of attaching the chassis to the axles. After that we explored how wheels, axles and chassis work together to create the base of a fire engine. Then we looked at different ways of attaching the chassis to the axles. We then explored how wheels, axles and chassis work together to create the base of a fire engine. Finally we found different ways of attaching the chassis to the axles.





Marsh Green Primary School

enquiries@admin.marshgreen.wigan.sch.uk



PIC•COLLAGE

Achieve, Believe & Celebrate
"I will be the best that I can be"



Marsh Green Primary School

enquiries@admin.marshgreen.wigan.sch.uk



Fire Engines – DT

Our topic in DT has been Fire Engines. We have learned all about the mechanisms, designed our own and then finally made our own engines!



Achieve, Believe & Celebrate
"I will be the best that I can be"



Design & Technology

Seasonal Foods

Year 4 Falcons

We created our own Festive Sandwiches, Yum! Next, we wrote instructions on how to make it. Finally, we evaluated our sandwiches.



Some of even tried cranberry sauce with our turkey ham.

Achieve, Believe & Celebrate

"I will be the best that I can be"



Marsh Green Primary School

enquiries@admin.marshgreen.wigan.sch.uk



Design Technology

We made our own
gingerbread -
delicious!!

We created an
amazing
gingerbread
house!!!



Achieve, Believe & Celebrate
"I will be the best that I can be"



Marsh Green Primary School

enquiries@admin.marshgreen.wigan.sch.uk



Then we created a moving flower.



Achieve, Believe & Celebrate
"I will be the best that I can be"





Marsh Green Primary School

enquiries@admin.marshgreen.wigan.sch.uk



We learnt new vocabulary including lever, linkage, pivot and rotate. The had a try at making our own pop out




Achieve, Believe & Celebrate
"I will be the best that I can be"



Marsh Green Primary School

enquiries@admin.marshgreen.wigan.sch.uk



Achieve, Believe & Celebrate
"I will be the best that I can be"

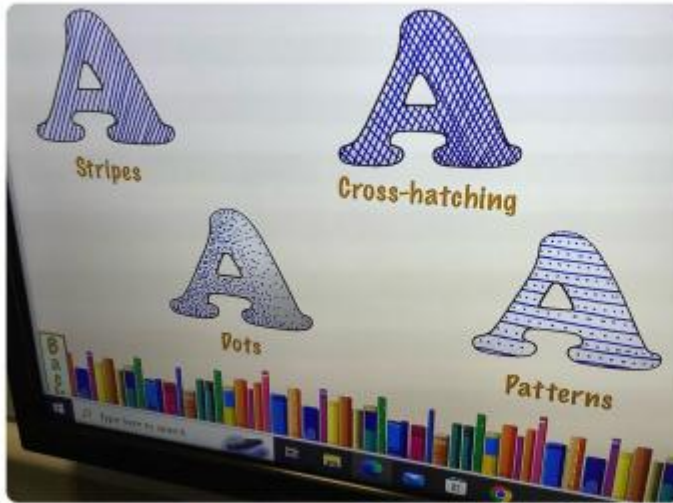


Marsh Green Primary School

enquiries@admin.marshgreen.wigan.sch.uk



We then started to look at different designs. We had a try of cross hatching, lines, dots and patterns.



Achieve, Believe & Celebrate
"I will be the best that I can be"



Marsh Green Primary School

enquiries@admin.marshgreen.wigan.sch.uk



We started our project by looking at different fonts. We looked at different books and noticed why font is



Achieve, Believe & Celebrate
"I will be the best that I can be"